

















REMOTE TESTING HINTS AND TIPS



We have put together the below list of hints and tips to give you the best opportunity to be successful in your assessment.

-  Ensure that you have a good strong internet connection.
-  Don't start a test unless you have the time to complete it in one sitting.
-  Check before starting a test that you have all the tools to complete it, e.g. a mouse and a keyboard if advised.
-  Choose a quiet place where you won't be interrupted.
-  Ensure your computer meets the recommended system requirements.
-  Remember the system monitors and tracks your behaviour during the assessment and has tools to detect if you are not following the rules.
-  Avoid use of tablets and phones as resolution issues can occur.
-  If you have any questions ask your academy before starting.
-  Don't panic - the test is not designed to trick you. Answer all questions as openly and honestly as possible.
-  Further information on the ADAPT system and the candidate user experience can be found on the Symbiotics Youtube channel.

RECOMMENDED SYSTEM REQUIREMENTS

-  Windows 7/8/8.1/10 operating system (Windows 10 64-bit recommended)
-  Google Chrome version 72 or later
-  Microsoft .NET framework version 4.7 or later
-  Continuous stable internet connection with minimum 1 Mbps download and upload speed subject to no limiting proxy/filtering/traffic-shaping restrictions

BE AS PREPARED AS POSSIBLE

CLICK HERE TO PURCHASE PRACTICE VERSIONS OF THE TESTS.

- Familiarise yourself with the process
- Reduce Anxiety
- Demonstrate your true capability



CONTACTING SYMBIOTICS

