



SYMBIOTICS

Logical Reasoning

Copyright ©



SYMBIOTICS

The following pages provide an example of our
Logical Reasoning report

This is an extract of the report received when purchasing the test on Symbiotics' eCommerce. Additional developmental guidance will be included in the full report.

Please contact Symbiotics if you wish to see an example of the client report.

About this test:

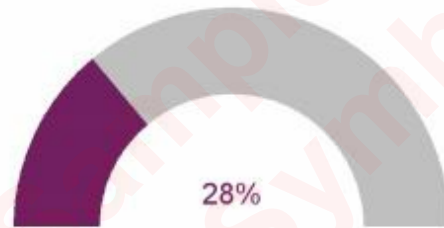
This report provides feedback about the test you recently completed. Your overall score is presented as a percentage and a sten score. Your results for each sub-section are presented as a percentage and an average reaction time.

Your percentage score shows the percentage of questions you answered correctly for the overall test and within each sub-section of the test. An example of how the percentage is presented is included below.

Your overall sten score, presented on a 1-10 scale. The block colour on the scale represents your sten score and the two shaded blocks either side indicate the range your score may fluctuate over time.

It is important to re-iterate that there are no right or wrong answers, no good or poor scores. The results are based on statistics – the higher your score the more likely you are to show some of the behaviours listed as typical of high scorers. However, this is not to say that you WILL exhibit these behaviours – our behaviours are under our conscious control and we can, and do, modify our behaviours most of the time. It is just that behaviours that are more natural to us, that is, those behaviours that fit with our personality, are easier to demonstrate and therefore more likely to be seen.

Example scale to present percentage score:



Example scale to express sten score:



Comparison group:

To gain a full understanding of your performance on the test, your test score has been compared to that of a large group of individuals who have taken these tests in the past. This is known as a comparison group.

Interpreting stens:

- Sten 1: higher score than about 1% of the comparison group
 - Sten 2: higher score than about 5% of the comparison group
 - Sten 3: higher score than about 10% of the comparison group
 - Sten 4: higher score than about 25% of the comparison group
 - Sten 5: higher score than about 40% of the comparison group
 - Sten 6: higher score than about 60% of the comparison group
 - Sten 7: higher score than about 75% of the comparison group
 - Sten 8: higher score than about 90% of the comparison group
 - Sten 9: higher score than about 95% of the comparison group
 - Sten 10: higher score than about 99% of the comparison group
-

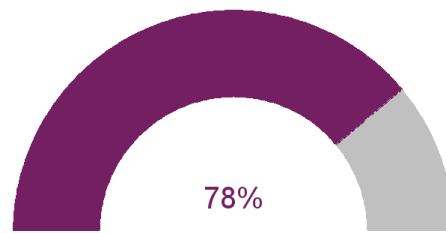
Sample
Copyright © Symbiotics Ltd

Logical Reasoning Test:

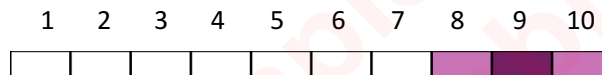
This test comprises of questions which look at logical reasoning. This test assesses your ability to apply logic when analysing and interpreting information. People who perform well on this test tend to be comfortable with handling large amounts of information and problem solving.

Your Results:

Overall Percentage:



Overall Sten:



Sample © Symbiotics Ltd
Copyright © Symbiotics Ltd

Sample
Copyright © Symbiotics Ltd

Report generated from Symbiotics Ltd, A Blakebrook Group Company

Teme House, Whittington Road, Worcester WR5 2RY.

www.symbioticsltd.co.uk

To discuss other assessment programmes -

Contact our team on +44 (0) 1905 368175, adapt.admin@symbioticsltd.co.uk