



SYMBIOTICS

Progressive Maths

Copyright © Symbiotics



SYMBIOTICS

The following pages provide an extract of our
Progressive Maths report

This is an extract of the report received when purchasing the test on Symbiotics' eCommerce. Additional developmental guidance will be included in the full report.

Please contact Symbiotics if you wish to see an example of the client report.

About this test:

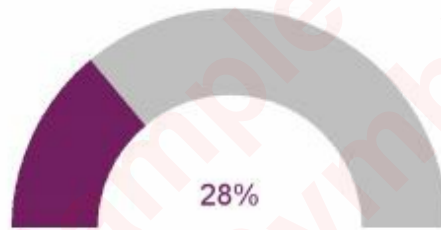
This report provides feedback about the test you recently completed. Your overall score is presented as a percentage and a sten score. Your results for each sub-section are presented as a percentage and an average reaction time.

Your percentage score shows the percentage of questions you answered correctly for the overall test and within each sub-section of the test. An example of how the percentage is presented is included below.

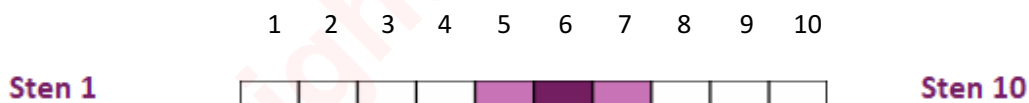
Your average reaction time in seconds are presented in a table. These show the average time you took to answer the questions in each sub-section.

Your overall sten score, presented on a 1-10 scale. The block colour on the scale represents your sten score and the two shaded blocks either side indicate the range your score may fluctuate over time.

Example scale to present percentage score:



Example scale to express sten score:



Comparison group:

To gain a full understanding of your performance on the test, your test score has been compared to that of a large group of individuals who have taken these tests in the past. This is known as a comparison group.

Interpreting stens:

- Sten 1: higher score than about 1% of the comparison group
 - Sten 2: higher score than about 5% of the comparison group
 - Sten 3: higher score than about 10% of the comparison group
 - Sten 4: higher score than about 25% of the comparison group
 - Sten 5: higher score than about 40% of the comparison group
 - Sten 6: higher score than about 60% of the comparison group
 - Sten 7: higher score than about 75% of the comparison group
 - Sten 8: higher score than about 90% of the comparison group
 - Sten 9: higher score than about 95% of the comparison group
 - Sten 10: higher score than about 99% of the comparison group
-

Sample
Copyright © Symbiotics Ltd

Maths test:

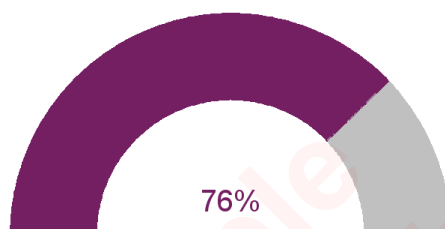
This test comprises of 20 randomly generated questions which increase in difficulty through three different levels: Foundation, Intermediate and Advanced.

- Foundation level consists of 5 questions, worth 1 mark each
- Intermediate level consists of 10 questions, worth 2 marks each
- Advanced level consists of 5 questions, worth 5 marks each

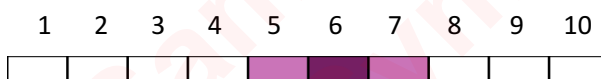
This test assesses your ability to apply mathematical knowledge, formulae and calculations. People who perform well on this test tend to be comfortable working with data.

Your Results:

Overall Percentage:

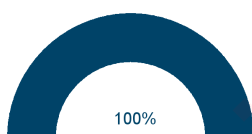


Overall Sten:

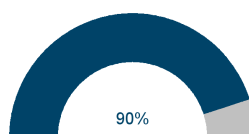


Maths Levels:

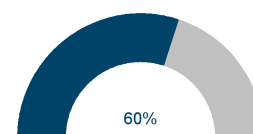
Foundation:



Intermediate:



Advanced:



Reaction Time:

Section:

Average Reaction Time
(Seconds):

Foundation:

7.69s

Intermediate:

12.31s

Advanced:

22.74s

Sample
Copyright © Symbiotics Ltd

Report generated from Symbiotics Ltd, A Blakebrook Group Company

Teme House, Whittington Road, Worcester WR5 2RY.

www.symbioticsltd.co.uk

To discuss other assessment programmes -

Contact our team on +44 (0) 1905 368175, adapt.admin@symbioticsltd.co.uk